

How To Register for "EST-OUEST LIVE BIDDING"

Environment required : Windows 7 or 8 PC (Not available Smartphone, tablet terminator, Mac)
Optical fiber internet (ADSL : Min 24Mbps) use a cable connection, Java Version 8 Update 25

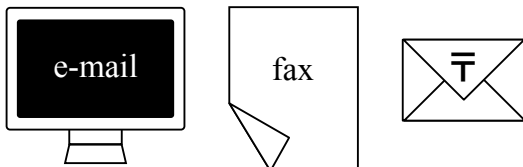
1 Visit our live bid page from the top right of the home page of our website and fill in the registration form.



First Time for the LIVE BIDDING?
Click Here

Confirm

2 Fill in and provide the necessary documents for us by e-mail, fax or mail which we will send to you after registration



3 You will receive ID and password by e-mail once documents confirmed. Please keep it confidential.

ID *****
PASSWORD *****

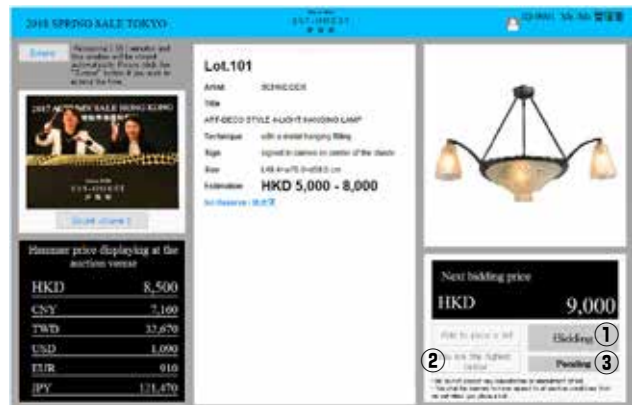
4 Log in with the ID and password in the user's page linking from live bid page.

ID
PASSWORD

Log in

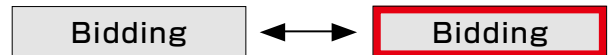
5 Read the Internet Live Bidding Manual and launch the live screen by pressing the "Starting the Live" which will start showing the actual bidding and confirm the operation. The relay video will be started 30 minutes before the auction.

Starting the Live



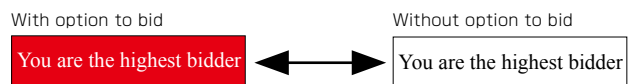
① Bidding button

The video, voice and bidding price will be shown on the live bid screen. Click the "Bidding" button if you would like to bid the work. The button will turn red. The bidding price which is automatically set will be shown clearly above the "Bidding" button. If there is a bid that exceeds your bidding price, the button will return to original.



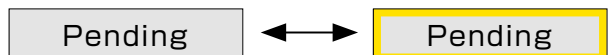
② Highest bidder button

If you are the highest bidder for the work, the "You are the highest bidder" button will turn red; if other bidders give a higher price, the button will become white. The work will be successfully bid if you are the highest bidder until the hammer goes down.



③ Pending button **NEW!**

If other bidders give a higher price, but you are considering to give another bid, you could press the "Pending" button and let the auctioneer know that you might give another bid. The "Pending" button will become yellow for few seconds and return to original. This new system helps you to communicate with the auctioneer more easily.



6 If you successfully won the work, the window of "Congratulations. You have successfully won at Auction" will pop up on the live bid screen.

**Congratulations
You have successfully
won at Auction**

7 Please log out and close the live bid screen when the live bid finished. If you successfully won works, we will send you invoice with hammer price plus buyer's premium by mail afterward. Please pay before the due date.